





RAK MEDICAL & HEALTH SCIENCES UNIVERISTY

LEARNING RESOURCE CENTRE

 library@rakmhsu.ac.ae

 072043171

 www.rakmhsu.ac.ae/library

Library Rules

- Bags and personal things must be placed on the property counters located at the entrance of the library.
- Silence and discipline must be maintained in the Library Premises.
- For any group discussion, use the dedicated TBL discussion area and maintain silence in the quiet study area.
- Use of eatables in the library is strictly prohibited.
- Users are requested not to reshelv the books by themselves. Just leave it on the table, library staff will reshelv it.
- Photocopy service is available only for Library material against payment through their multi-purpose university ID card which can be recharged from the accounts office.
- To avoid the violation of the Copyright Law only 10% of a book is allowed to be photocopied.
- Handle the books and reading material very carefully. Marking library books with pencil or ink, tearing the pages or spoiling the same is strictly prohibited.
- Newspaper and Magazines will not be issued and can only be consulted for reading within the library premises.
- Books for TBL will be issued for specific time and the same must be returned as per schedule.
- Reference material will not be issued for any reason.
- Maximum of 5 books will be issued to one reader for 14 days only.
- User must possess his/her library card while making use of the library facilities and show the same as and when asked by the staff.
- The fines on overdue will be calculated according to library policy and the user has to follow it.
- Users have to take care of their belongings. The library is not responsible for the loss or misplacement of their personal belongings.
- All overdue fines (if any) should be settled before taking any NO DUES Certificate from the library. Failing to which the Examination Hall Ticket will not be issued.
- Please try to make all communication for any library purpose through University E-Mail IDs only.
- User are requested not to displace the seating arrangements.

Library Timings

Central Library	
Monday to Thursday	: 08:30 AM to 09:00 PM
Friday	: 08:30 AM to 12:00 Noon
Saturday	: 11:00 AM to 05:00 PM
Sunday	: Closed

Satellite Library	
Monday to Thursday	: 08:30 AM to 2:30 PM
Friday to Sunday	: Closed

Note: The library will be closed on all declared public holidays.

system opac research library journals
internet medical libraries Wi room group
journal databases publication multimedia
fi books recommended dental
services fiction carrels professional
circulation portal pharmacy reference
rfid nursing study citation intern alumni
reprographic satellite librarian

Find Your Book: You can easily browse the library catalogue through internet by using OPAC service. It is accessible through University website or self-check OPAC kiosk situated inside the library or through Android Mobile App..

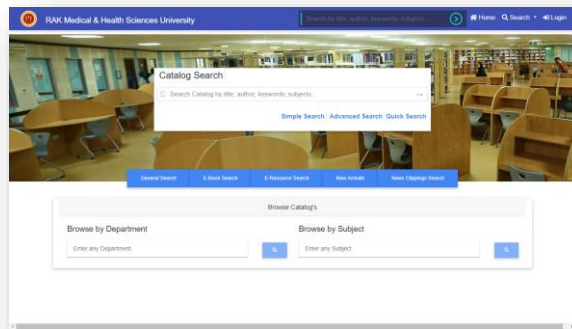
You can use the OPAC for

- Searching the books through author/title/subject/.
- Accessing your library account details.
- Renewing the books due in your account (if it is not reserved) utmost twice only.
- Reservation of the book
- Getting information about open & free resources related to medical & health sciences.

3 Methods to access OPAC

Method 1

opac.rakmhsu.ac.ae



Method 2

Self-Check OPAC KIOSK



Method 3

Android Mobile App

available on:


Google Playstore

IP Address:

opac.rakmhsu.ac.ae

User ID & Password:

Contact library for your ID & password



How to Locate Your Books: All search results of OPAC are containing the location details also. Please follow the following steps to find your book

1. Locate BAY GUIDE
2. Locate BAY ID
3. Check RACK Index
4. Locate Subject Arrow
5. Locate Shelf Number

Borrow Your Book

Step 1

Place Your University ID Card on the slot beside the screen.

Step 2

Check that your Library Account appears on screen.

Step 3

Place Your Books and it will issued in your account automatically and you will get a confirmation tone.

Renew Your Book:

Step 1

Place Your University ID Card on card slot.

Your Library Account will appear on screen. Then press 'RENEW' button

Step 2

Press the green button in front of book you want to renew and press 'OK'.

Step 3

Check the Due Date & Press 'END' button

Return the Book

- Place the books on black shelves in Vertical position.
- Titles will be display on monitor means your books are returned successfully and you will get a confirmation tone.

Books returned beyond the due date will be entitled for the fine amount as follows:

Text Books: AED 2/- per day — Other Books: AED 1/- per day

Reserve your Book:

Reservation is possible only if the book is on circulation. Book available on the shelf cannot be reserved. Reservation can be made either by

- By sending reservation request Email to library
- In person by visiting the library counter
- Through Library OPAC

Reference Services

Library provides reference service to students, faculty and staff to search the information in the library as per their requirements. RAK MHSU Library also coordinating with other medical libraries to get the information through resource sharing and inter library loan.

Internet Services & Wi-Fi Connectivity

Library is having 35 Desktop computers with internet connectivity to be used for academic purposes. Wi-Fi is also available throughout the library premises for the convenience of the users to connect their Smart Phones, Laptop and PDAs with the internet.

Reprography Services (Photocopy & Printing)

Printing, scanning and photocopying is provided for the utilization of the users. However, it is meant for educational purpose only. It is a Self-operated reprography system by using your University ID Card

Before printing On the self-operating print system

PLEASE CHECK!!!

- NUMBER OF PAGES and copies you want to print
- PPT is in HANDOUT MODE or SLIDE MODE
- Check the Print Properties – for Color and B&W option

Method

After checking all above points

While giving print command by default it is B&W, if you need to take color go to print properties and change setup into color.

- After clicking the print, a pop will appear for you. Please enter your ID number and press sign-in button
- Now, go to printer and touch/Swap you card and select print.
- After finishing the print don't forget to Log out

Charges:

B&W (A4 page) = 25 Fills

Color (A4 Page) = AED 1/-

Payment: will be made through your Multipurpose ID card which can be recharged from the accounts office with minimum AED 50/- . (VAT @ 5% will be deducted from the recharge amount).





RAKMHSU E-Library Portal

E-Books | E-Journals | Databases | OPAC

<https://rakmhsu.knimbus.com/>

Advantages & Features:

- No Need to remember different credentials for accessing online resources.
- Just one single authentication will enable you to access all E-resources.
- At present the collections are: **6400+ E-journals, 14000+ E-books, 10 Online Databases**, Library OPAC and Open Source materials etc.
- Strong Search Bar to help you to search your all your documents from a single query.

E-books

Exclusive collection of more than **14,000 reference titles** related to Medical, Dental, Pharmacy, Nursing and Allied Health Sciences.



ProQuest Health Research Premium Collection

Access to **5200+ full text** titles and of these, over **900** include MEDLINE® indexing.



UpToDate

An evidence-based clinical information resource covering more than **12,000 topics** across 25 medical specialties.



ClinicalKey Student

Provides access to over **300 medical e-textbooks**, thousands of images and many videos. In addition to a study tool feature that allows users to annotate the text and make notes.



AMBOSS

The comprehensive learning of basic and clinical science resources for IFOM and USMLE Step 1 and Step 2 preparation.



PEPID

It provides healthcare professionals access to the most comprehensive, accurate, and current pharmacological and clinical information at the point-of-care via personal data assistants (PDAs).



LexiComp

It is a drug reference solution for community pharmacists. It includes drug monographs, and drug interaction screenings.



CINAHL Complete

Full text for more than **1300 journals** in the field of nursing & allied health research with archives since 1937.



ExamMaster

Web-based exam preparation systems for Medical, Nursing, Pharmacy and Dental - **USMLE, NBDE, NAPLEX & NCLEX**.



Scopus

A comprehensive abstract and citation database to provide powerful discovery and analytical tools for researchers, students, librarians and research managers.



Turnitin Software

Turnitin is a plagiarism checking software. It checks for the unoriginal content by comparing student submitted papers with several databases and provides feedback.



Article Request

If any research/journal article is not available through E-Library portal, Faculty and students can request the same to the library through the given link. (<https://rakmhsu.knimbus.com/user#/static/articleRequest>).

Practical Training Session are available Central Library and Satellite Libraries For

☑ Online Databases

☑ OPAC

☑ Effective use of library resources